

E Series Retail Conveyor

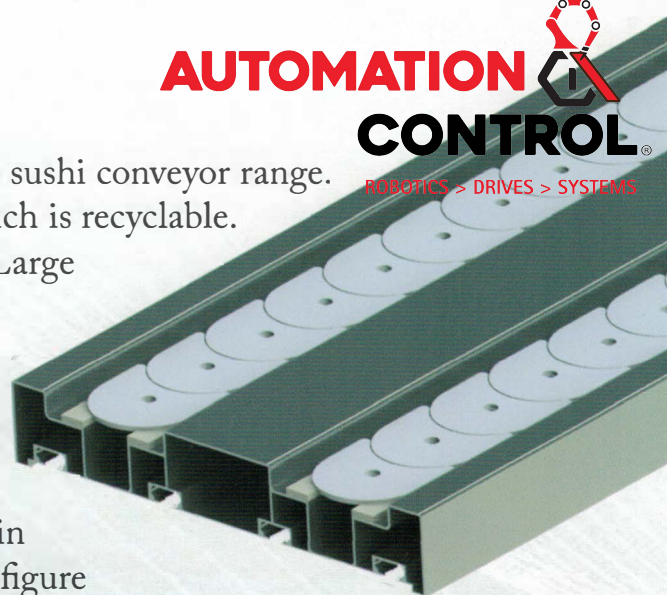
service conveyor & automation



Simplicity • Solutions

Publication: ESL0915

What Is It?



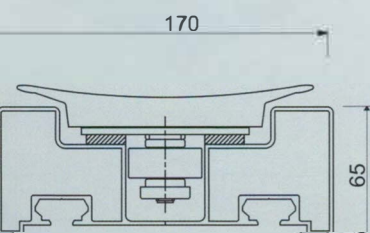
MODU E Series Retail Conveyor is the latest product in sushi conveyor range. It is made from mostly aluminium extrusion material which is recyclable. Overall conveyor frame width is similar to MODU SM Large Conveyor but with a slimmer profile.

This system is using SM Chain (85mm)

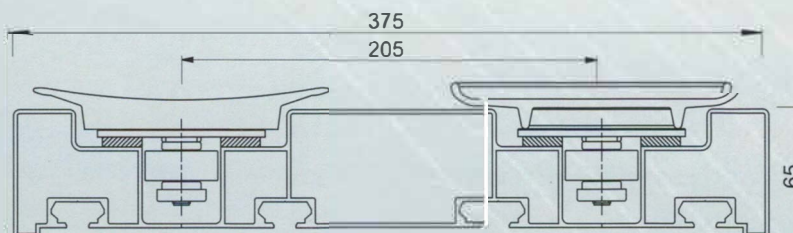
The smart design configuration makes it possible to change double straight section to single straight section in minutes. This possibility make it easier to re-layout, reconfigure and reuse what our customers already installed.

Technical Information

Cross Sectional View




Single Track



Double Track

| | | Single Track | Double Track |
|-------------------|--------------------------|---------------------------------|--------------|
| Frame | Width | 170mm | 375mm |
| | Height | 65mm | 65mm |
| | Thickness | 2mm | |
| | Material | Aluminium Extrusion | |
| | Surface Finish | Powder Coated Silver (RAL 9006) | |
| Chain | Model | SM | |
| | Width | 85mm | |
| | Tensile Strength at 20 C | 3000N | |
| | Maximum Working Tension | 750N | |
| | Working Temperature | Up to 60 C | |
| Drive Unit | Motor Brand | Sumitomo | |
| | Motor Torque | 240 Nm | |
| | Supply | 3 Phase, 415V AC | |
| | Power | 0.2 / 0.4 kW | |
| Support Structure | Material | Aluminium Extrusion | |
| | Finish | Natural Anodized | |



Available Bends

Other bends type upon request, please contact our representative for any non-standard request.

Double Track

- 180deg Drive Unit
- 180deg Idler
- 90deg Bend
- Tee Bend
- 45deg Bend

Single Track

- 90deg Drive Unit
- 90deg Bend
- 45deg Bend

Combine Track

- R Bend Right
- R Bend Left
- Tee Bend

Add-On

- Transfer System
- Freshness System

Advantages



Fast Delivery.

Non standard length can easily be cut from our standard length in stock.

Colour Your Conveyor.

Multiple choice of colour is available to choose from. Minimum order is required for personalized color. E Series standard colour is silver (RAL 9006).

Other colour type upon request, please contact our representative for any non-standard request.



Low Price. The MODU E Series Retail

Conveyor is cheaper than stainless steel conveyor. Immediate cost reduction up to 20%. Hence, reducing high start up cost and investment.



Space Saving. The MODU E Series

Retail Conveyor is compact in size. Convert expensive retail space with maximum seating for maximum profit.






Recyclable. The MODU E Series Retail

Conveyor is mostly made from fully recyclable aluminium. Recycling aluminium not only benefits present and future generations but also conservation of energy and other natural resources.



Easy Configuration.

MODU E Series Retail Conveyor can easily be configured. Changing layout from single track to double track or vice versa can easily be done with it's smart design. No problem for layout changes.



MODU Service Conveyor & Automation

MODU System

Simplicity · Solutions

AUTOMATION
CONTROL

